



CUBUS Linea Led



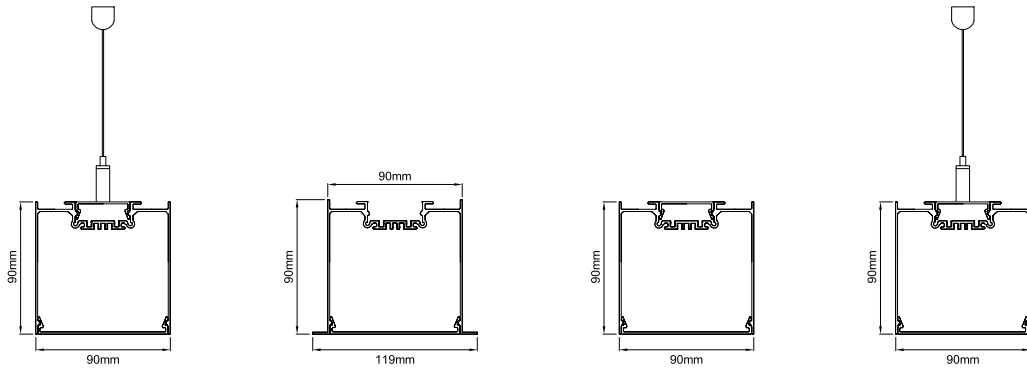
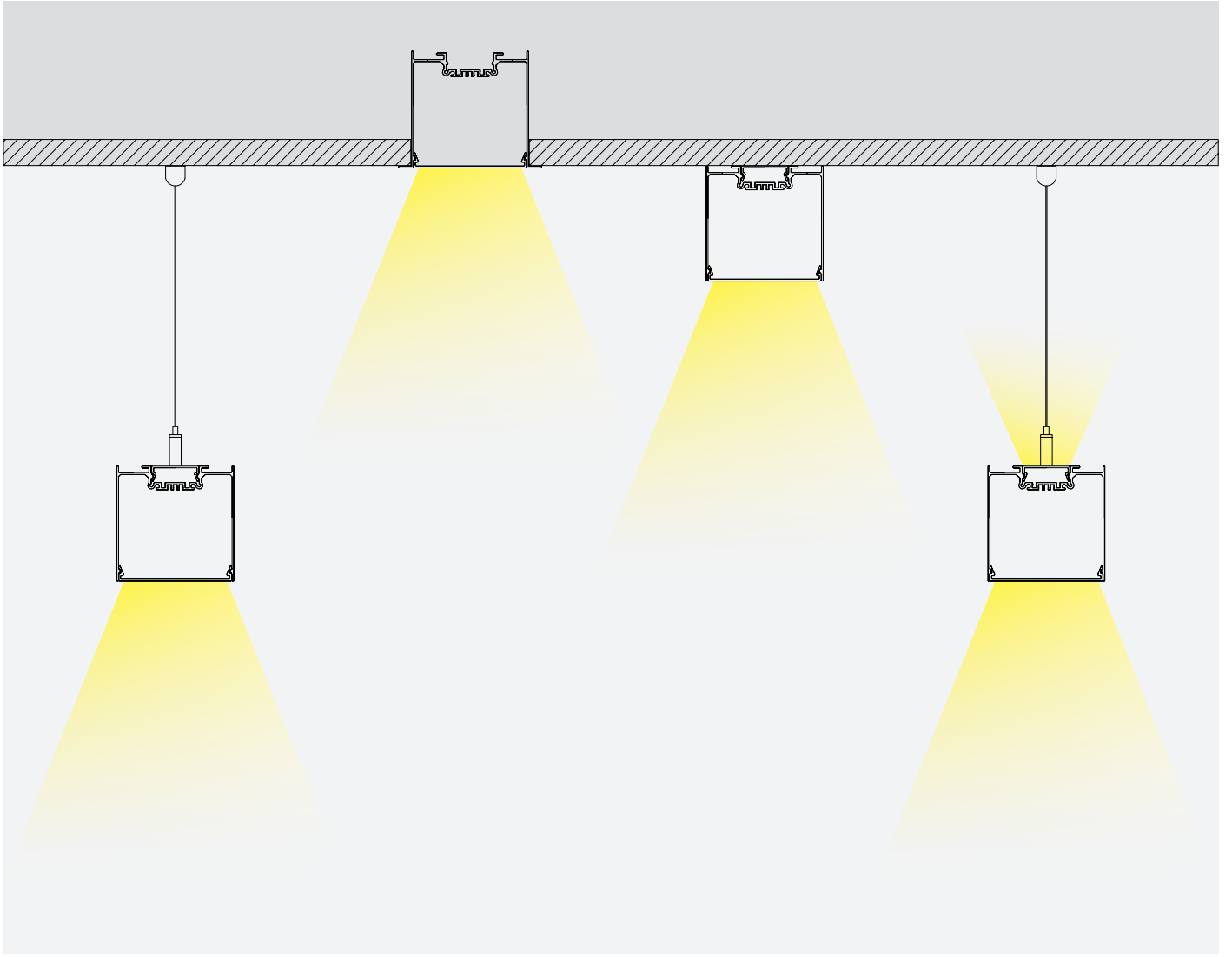


CUBUS is an ideal solution for many applications including office lighting, retails, hospitals etc. Both opal diffuser and Microprismatic diffuser options available to lower UGR. 2700K, 3000K, 3500K, 4000K and 5000K alternatives available together with different power and luminaire size and DIM options including DALI, Tunable White, Wireless DIM etc.

Suspendant direct, direct/indirect, recessed, surface mounted and track mounted options available.

CUBUS ofis, mağaza, hastane vb alanlarda aydınlatma çözümleri sağlar. Hem opal hem de kamaşmayı azaltmak için Microprizmatik seçenekleri mevcuttur. 2700K, 3000K, 3500K, 4000K ve 5000K seçenekleri farklı güç, boy ve DIM tercihleri ile uygulanabilir. DIM seçenekleri arasında DALI, Dinamik Beyaz, Kablosuz DIM gibi seçeneklerde mevcuttur.

Sarkıt direkt, sarkıt direkt/endirekt, sivaüstü, raya monte ve ankastre montaj seçenekleri mevcuttur.



Cubus Linear System


Cubus Linear System consists of many different versions including suspended direct, suspended direct/indirect, surface mounted and recessed including various dim options and lengths.

Avolux Cubus serisi sarkıt direkt, sarkıt direkt/endirekt, sivaüstü ve ankastre dahil farklı montaj şekillerine sahiptir. Birçok farklı boy ve dim seçenekleri uygulanabilir.

Extra Mounting Accesories / Ekstra Bağlantı Aksesuarları

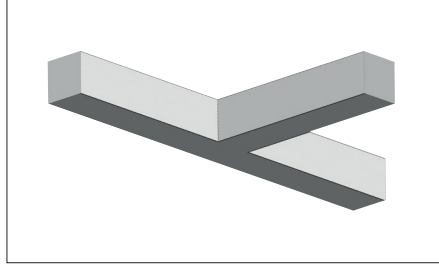
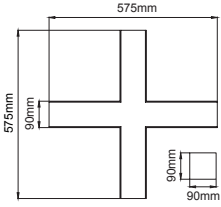
For different linear configurations, accessories with special connectors of X, T and L available with connection profile elements that gives flexibility to create different linear shapes.

Farklı lineer hat konfigürasyonları için, X, T ve L şeklinde bağlantı profili seçenekleri mevcuttur. Bu aksesuarlar farklı şekildeki uygulamalar için esneklik sağlar.




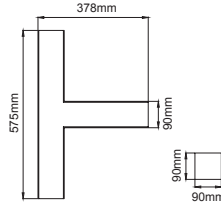
Plus connection profile that enables linear line connection in four directions.

Artı bağlantı profili kesintisiz lineer hat uygulamalarında dört yöne bağlantı sağlar.



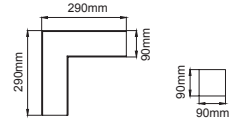
T connection profile that enables linear line connection in three directions.

T bağlantı profili kesintisiz lineer hat uygulamalarında üç yöne bağlantı sağlar.



L connection profile that enables linear line connection in two directions.

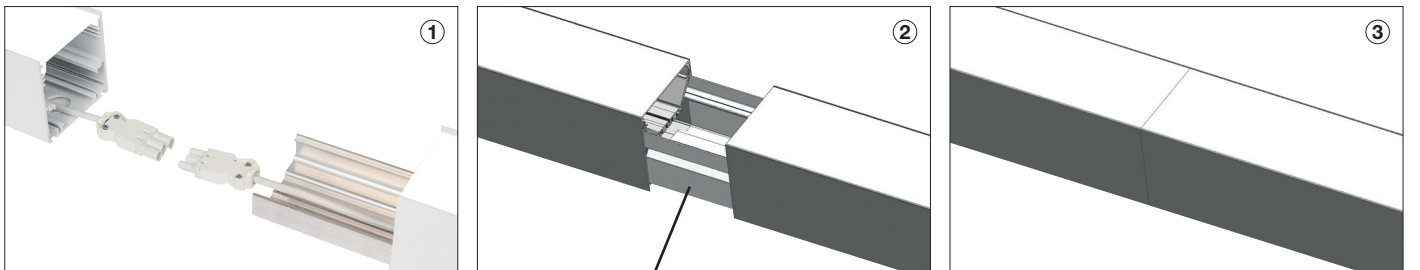
L bağlantı profili kesintisiz lineer hat uygulamalarında iki yöne bağlantı sağlar.



Continous Mounting / Kesintisiz Montaj

The wiring of the CUBUS enables simple electrical installation that provides flexibility. 1.5mm and 2.5mm cabling options available depends on the length of continuous installation. Wieland connector is being preferred with options of 3-pole for standard on/off single phase, 5-pole for three phase and dimmable applications. Connection profile mounted at the end of each line provides rigid connection between two profiles.






CUBUS'un sahip olduğu kablolama sistemi montaj ve uygulama kolaylığı sağlar. 1.5mm ve 2.5mm kablo kesiti seçenekleri ile uzun kesintisiz hatlar oluşturulabilir. Standart aç/kapa tek fazlı seçeneği için 3'lü, üç fazlı ve dim edebilme özelliği için 5'li wieland seçenekleri mevcuttur. Her profilin sonunda monteli olan bağlantı profili sayesinde yalpa yapmayan düz hatlar oluşturulur.



Connection profile almost same size with the main profile that prevents light bleed in the connection point.

Bağlantı profili ana gövde ile hemen hemen aynı boyutta olması sayesinde iki profilin bağlantı noktasında ışık kaçışı engellenir.

DIM Options / DIM seçenekleri

						
		Cubus Susp.	Cubus Surface	Cubus Track	Cubus Susp.	Cubus Surface
ON-OFF		•	•	•	•	•
PHASE CUT DIM / FAZ DİM	Ext.Code / Kod: .PH					
1-10V DIM	Ext.Code / Kod: .VO	•	•	•	•	•
DALI DIM	Ext.Code / Kod: .DA	•	•	•	•	•
WIRELESS DIM / KABLOSUZ DİM	Ext.Code / Kod: .WD	•	•	•	•	•
WARM DIM / SICAK DİM	Ext.Code / Kod: .WM					
TUNABLE WHITE / DİNAMİK BEYAZ	Ext.Code / Kod: .TW	•	•	•	•	•

Wireless DIM / Kablosuz DIM

Avolux offers wireless DIM control on its CUBUS linear range that provides easy control and saves time on wiring during installation.

Avolux CUBUS serisi armatürlerinde kablosuz DIM seçeneği sunarak kolay kontrol olanağı sunar. Ürün montaj kurulum esnasında daha az kablolama ile zamandan tasarruf sağlar.








CRI

Avolux offers both CRI>80 and CRI>90 colour rendering index options in its Cubus linear range.

Avolux Cubus serisi armatürlerinde CRI>80 ve CRI>90 renk seçeneklerini sağlayabilmektedir.



				
•	•	•	•	•
•	•	•	•	•
•	•	•	•	•
•	•	•	•	•
•	•	•	•	•

Tunable White / Dinamik Beyaz

AVOLUX can apply Tunable White control to its CUBUS linear system. Via smart phone or bluetooth switch, individual control or grouping selections possible. Complex solutions can be easily performed.

Avolux CUBUS serisi armatürlerinde dinamik beyaz ışık kontrolü seçeneği sunmaktadır. Akıllı telefon veya bluetooth anahtarlar ile ışık kontrolü sağlanabilir. Armatürler tek tek veya grup halinde kontrol edilerek yüksek adetli armatür içeren projeler dahil kolaylıkla sisteme adapte edilebilir.



Android & iOS




Xpress







Cubus Suspendant



* Code example / Kod örneği:

102.LL.19150.1135.034.830.01

- 1- Product code / Armatür kodu
- 2- Length / Uzunluk
- 3- Power / Güç
- 4- CRI / Kelvin
- 5- Colour / Ürün renk
- 6- Control type / Kontrol tipi

Suspension Wire

Sarkıtma Teli



Suspension Profile

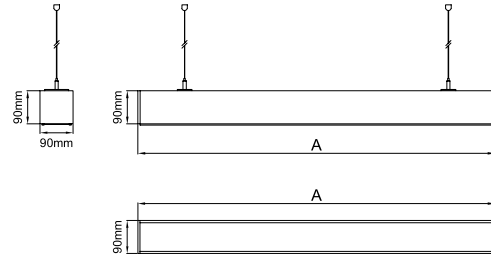
Sarkıtma Teli Bağlantı Profili



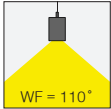
5 / Product Color / Ürün Renk



Technical Drawing / Teknik Çizim



Beam Angle / Işık Açısı









Product Data / Armatür Data	
Item No / Ürün Kod	102.LL.19150.1135.034.830.01
Family Name / Aile Adı	Cubus
Material / Malzeme	Aluminium Profile / Alüminyum Profil
Form / Biçim	Linear / Lineer
Profile Width / Profil Geniřlięi	90mm
Profile Height / Profil Yükseklięi	90mm
Installation Type / Kurulum Türü	Suspendant, Surface Mounted and Track Mounted / Sarkıtma, Sıvaüstü ve Raya Monteli
Efficiency / Verimlilik	>99lm/W
CRI	80
Light Distribution / Işık Dağılımı	Symmetric Wide Flood / Simetrik Geniş Açı
Protection Rating / Koruma Sınıfı	20
Lifetime / Armatür Ömrü	L70 / B50 50000 h
Optic / Optik	Opal Diffuser / Opal Pleksi
Alternative Diffuser UGR<19	Microprismatic / Mikroprizmatik

Cubus Suspendant

Cubus Suspendant / I02.LL.19150

Lenght / Uzunluk (A)	CRI	Order Code / Sipariş Kodu	Kelvin	20W 250mA lm	27W 350mA lm
855mm	CRI>80	I02.LL.19150 . (...) . (...) . (...) . (...)	2700K	1802	2420
			3000K	1860	2497
			3500K	1916	2536
			4000K	1961	2633
			5000K	1990	2671
	CRI>90	I02.LL.19150 . (...) . (...) . (...) . (...)	2700K	1514	2032
			3000K	1557	2091
			3500K	1586	2129
			4000K	1643	2207
Lenght / Uzunluk (A)	CRI	Order Code / Sipariş Kodu	Kelvin	24W 250mA lm	34W 350mA lm
1135mm	CRI>80	I02.LL.19150 . (...) . (...) . (...) . (...)	2700K	2191	3079
			3000K	2261	3177
			3500K	2296	3227
			4000K	2384	3350
			5000K	2419	3399
	CRI>90	I02.LL.19150 . (...) . (...) . (...) . (...)	2700K	1840	2586
			3000K	1893	2661
			3500K	1928	2709
			4000K	1998	2808
Lenght / Uzunluk (A)	CRI	Order Code / Sipariş Kodu	Kelvin	30W 250mA lm	43W 350mA lm
1415mm	CRI>80	I02.LL.19150 . (...) . (...) . (...) . (...)	2700K	2798	3968
			3000K	2888	4095
			3500K	2935	4159
			4000K	3045	4318
			5000K	3090	4380
	CRI>90	I02.LL.19150 . (...) . (...) . (...) . (...)	2700K	2351	3332
			3000K	2418	3429
			3500K	2463	3491
			4000K	2552	3619
Lenght / Uzunluk (A)	CRI	Order Code / Sipariş Kodu	Kelvin	36W 250mA lm	51W 350mA lm
1695mm	CRI>80	I02.LL.19150 . (...) . (...) . (...) . (...)	2700K	3430	4843
			3000K	3540	4997
			3500K	3595	5075
			4000K	3732	5269
			5000K	3787	5345
	CRI>90	I02.LL.19150 . (...) . (...) . (...) . (...)	2700K	2881	4066
			3000K	2963	4184
			3500K	3018	4260
			4000K	3128	4416
Lenght / Uzunluk (A)	CRI	Order Code / Sipariş Kodu	Kelvin	42W 250mA lm	59W 350mA lm
1975mm	CRI>80	I02.LL.19150 . (...) . (...) . (...) . (...)	2700K	4085	5731
			3000K	4216	5914
			3500K	4281	6006
			4000K	4445	6236
			5000K	4510	6326
	CRI>90	I02.LL.19150 . (...) . (...) . (...) . (...)	2700K	3431	4812
			3000K	3530	4952
			3500K	3595	5042
			4000K	3726	5227

2	Lenght / Uzunluk (A)	3	Watt - Driving Current / Watt - Sürüş Akımı	4		5	Product Color / Ürün Renk	
				CRI / Kelvin				
(...) / Complete Code / Komple Kod	855mm	20W 27W	20W (Direct) - 250mA 27W (Direct) - 350mA	827	CRI>80 - 2700K	927	CRI>90 - 2700K	 01 white
								 02 ral 9010
	1135mm	24W 34W	24W (Direct) - 250mA 34W (Direct) - 350mA	830	CRI>80 - 3000K	930	CRI>90 - 3000K	 03 black
								 04 gray
	1415mm	30W 43W	30W (Direct) - 250mA 43W (Direct) - 350mA	835	CRI>80 - 3500K	935	CRI>90 - 3500K	 05 dark gray
								 06 special color
	1695mm	36W 51W	36W (Direct) - 250mA 51W (Direct) - 350mA	840	CRI>80 - 4000K	940	CRI>90 - 4000K	
	1975mm	42W 59W	42W (Direct) - 250mA 59W (Direct) - 350mA	850	CRI>80 - 5000K			

Cubus Surface Mounted

Cubus Surface Mounted / I02.LL.19152



* Code example / Kod örneği:

I02.LL.19152 . 1135 . 034 . 830 . 01

- 1- Product code / Armatür kodu
- 2- Length / Uzunluk
- 3- Power / Güç
- 4- CRI / Kelvin
- 5- Colour / Ürün renk
- 6- Control type / Kontrol tipi

Surface Mounting Profile

Sıvaüstü Montaj Profili



Lenght / Uzunluk (A)	CRI	Order Code / Sipariş Kodu	Kelvin	20W 250mA lm	27W 350mA lm
855mm	CRI>80	I02.LL.19152 . (...) . (...) . (...) . (...)	2700K	1802	2420
			3000K	1860	2497
			3500K	1916	2536
			4000K	1961	2633
			5000K	1990	2671
	CRI>90	I02.LL.19152 . (...) . (...) . (...) . (...)	2700K	1514	2032
			3000K	1557	2091
			3500K	1586	2129
			4000K	1643	2207
Lenght / Uzunluk (A)	CRI	Order Code / Sipariş Kodu	Kelvin	24W 250mA lm	34W 350mA lm
1135mm	CRI>80	I02.LL.19152 . (...) . (...) . (...) . (...)	2700K	2191	3079
			3000K	2261	3177
			3500K	2296	3227
			4000K	2384	3350
			5000K	2419	3399
	CRI>90	I02.LL.19152 . (...) . (...) . (...) . (...)	2700K	1840	2586
			3000K	1893	2661
			3500K	1928	2709
			4000K	1998	2808
Lenght / Uzunluk (A)	CRI	Order Code / Sipariş Kodu	Kelvin	30W 250mA lm	43W 350mA lm
1415mm	CRI>80	I02.LL.19152 . (...) . (...) . (...) . (...)	2700K	2798	3968
			3000K	2888	4095
			3500K	2935	4159
			4000K	3045	4318
			5000K	3090	4380
	CRI>90	I02.LL.19152 . (...) . (...) . (...) . (...)	2700K	2351	3332
			3000K	2418	3429
			3500K	2463	3491
			4000K	2552	3619
Lenght / Uzunluk (A)	CRI	Order Code / Sipariş Kodu	Kelvin	36W 250mA lm	51W 350mA lm
1695mm	CRI>80	I02.LL.19152 . (...) . (...) . (...) . (...)	2700K	3430	4843
			3000K	3540	4997
			3500K	3595	5075
			4000K	3732	5269
			5000K	3787	5345
	CRI>90	I02.LL.19152 . (...) . (...) . (...) . (...)	2700K	2881	4066
			3000K	2963	4184
			3500K	3018	4260
			4000K	3128	4416
Lenght / Uzunluk (A)	CRI	Order Code / Sipariş Kodu	Kelvin	42W 250mA lm	59W 350mA lm
1975mm	CRI>80	I02.LL.19152 . (...) . (...) . (...) . (...)	2700K	4085	5731
			3000K	4216	5914
			3500K	4281	6006
			4000K	4445	6236
			5000K	4510	6326
	CRI>90	I02.LL.19152 . (...) . (...) . (...) . (...)	2700K	3431	4812
			3000K	3530	4952
			3500K	3595	5042
			4000K	3726	5227

2	Lenght / Uzunluk (A)	3	Watt - Driving Current / Watt - Sürüş Akımı		4		CRI / Kelvin	5	
			Watt	Driving Current	Product Color / Ürün Renk				
855mm	20W	20W (Direct) - 250mA	827	CRI>80 - 2700K	927	CRI>90 - 2700K	01	white	
									27W
	1135mm	24W	24W (Direct) - 250mA	835	CRI>80 - 3500K	935	CRI>90 - 3500K	03	
									1415mm
	1695mm	30W	30W (Direct) - 250mA	850	CRI>80 - 5000K			05	
1975mm									43W
	1695mm	36W	36W (Direct) - 250mA						
1975mm									51W
	1975mm	42W	42W (Direct) - 250mA						
1975mm									59W

Cubus Track Mounted

Cubus Track Mounted / I02.LL.19151



* Code example / Kod örneği:

I02.LL.19151 . 1135 . 034 . 830 . 01
 1 2 3 4 5

- 1- Product code / Armatür kodu
- 2- Length / Uzunluk
- 3- Power / Güç
- 4- CRI / Kelvin
- 5- Colour / Ürün renk
- 6- Control type / Kontrol tipi

Track Adaptor

Ray Soketi



Length / Uzunluk (A)	CRI	Order Code / Sipariş Kodu	Kelvin	20W 250mA lm	27W 350mA lm
855mm	CRI>80	I02.LL.19151 . (...) . (...) . (...) . (...)	2700K	1802	2420
			3000K	1860	2497
			3500K	1916	2536
			4000K	1961	2633
			5000K	1990	2671
855mm	CRI>90	I02.LL.19151 . (...) . (...) . (...) . (...)	2700K	1514	2032
			3000K	1557	2091
			3500K	1586	2129
			4000K	1643	2207
			4000K	1643	2207
Length / Uzunluk (A)	CRI	Order Code / Sipariş Kodu	Kelvin	24W 250mA lm	34W 350mA lm
1135mm	CRI>80	I02.LL.19151 . (...) . (...) . (...) . (...)	2700K	2191	3079
			3000K	2261	3177
			3500K	2296	3227
			4000K	2384	3350
			5000K	2419	3399
1135mm	CRI>90	I02.LL.19151 . (...) . (...) . (...) . (...)	2700K	1840	2586
			3000K	1893	2661
			3500K	1928	2709
			4000K	1998	2808
			4000K	1998	2808
Length / Uzunluk (A)	CRI	Order Code / Sipariş Kodu	Kelvin	30W 250mA lm	43W 350mA lm
1415mm	CRI>80	I02.LL.19151 . (...) . (...) . (...) . (...)	2700K	2798	3968
			3000K	2888	4095
			3500K	2935	4159
			4000K	3045	4318
			5000K	3090	4380
1415mm	CRI>90	I02.LL.19151 . (...) . (...) . (...) . (...)	2700K	2351	3332
			3000K	2418	3429
			3500K	2463	3491
			4000K	2552	3619
			4000K	2552	3619
Length / Uzunluk (A)	CRI	Order Code / Sipariş Kodu	Kelvin	36W 250mA lm	51W 350mA lm
1695mm	CRI>80	I02.LL.19151 . (...) . (...) . (...) . (...)	2700K	3430	4843
			3000K	3540	4997
			3500K	3595	5075
			4000K	3732	5269
			5000K	3787	5345
1695mm	CRI>90	I02.LL.19151 . (...) . (...) . (...) . (...)	2700K	2881	4066
			3000K	2963	4184
			3500K	3018	4260
			4000K	3128	4416
			4000K	3128	4416
Length / Uzunluk (A)	CRI	Order Code / Sipariş Kodu	Kelvin	42W 250mA lm	59W 350mA lm
1975mm	CRI>80	I02.LL.19151 . (...) . (...) . (...) . (...)	2700K	4085	5731
			3000K	4216	5914
			3500K	4281	6006
			4000K	4445	6236
			5000K	4510	6326
1975mm	CRI>90	I02.LL.19151 . (...) . (...) . (...) . (...)	2700K	3431	4812
			3000K	3530	4952
			3500K	3595	5042
			4000K	3726	5227
			4000K	3726	5227

2	Length / Uzunluk (A)	3	Watt - Driving Current / Watt - Sürüş Akımı		4		CRI / Kelvin	5		Product Color / Ürün Renk
			Watt	Driving Current	Watt	Driving Current		Product Color	Ürün Renk	
855mm	20W 27W	20W (Direct) - 250mA 27W (Direct) - 350mA	827	CRI>80 - 2700K	927	CRI>90 - 2700K	01	01	white	
										1135mm
1415mm	30W 43W	30W (Direct) - 250mA 43W (Direct) - 350mA	835	CRI>80 - 3500K	935	CRI>90 - 3500K	03	black		
									1695mm	36W 51W
1975mm	42W 59W	42W (Direct) - 250mA 59W (Direct) - 350mA	850	CRI>80 - 5000K			05	dark gray		

Cubus Direct / Indirect



* Code example / Kod örneği:

102.LL.19159.1135.049.830.01

- 1- Product code / Armatür kodu
- 2- Length / Uzunluk
- 3- Power / Güç
- 4- CRI / Kelvin
- 5- Colour / Ürün renk
- 6- Control type / Kontrol tipi

Suspension Wire

Sarkıtma Teli



Suspension Profile

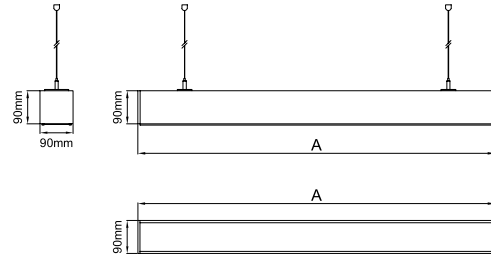
Sarkıtma Teli Bağlantı Profili



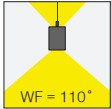
5 / Product Color / Ürün Renk



Technical Drawing / Teknik Çizim



Beam Angle / Işık Açısı









Product Data / Armatür Data	
Item No / Ürün Kod	102.LL.19159.1135.034.830.01
Family Name / Aile Adı	Cubus
Material / Malzeme	Aluminium Profile / Alüminyum Profil
Form / Biçim	Linear / Lineer
Profile Width / Profil Geniřlięi	90mm
Profile Height / Profil Yükseklięi	90mm
Installation Type / Kurulum Türü	Suspendant / Sarkıt
Efficiency / Verimlilik	>99lm/W
CRI	80
Light Distribution / Işık Daęılımı	Symmetric Wide Flood / Simetrik Geniş Açı
Protection Rating / Koruma Sınıfı	20
Lifetime / Armatür Ömrü	L70 / B50 50000 h
Optic / Optik	Opal Diffuser / Opal Pleksi
Alternative Diffuser UGR<19	Microprismatic / Mikroprizmatik



Cubus Direct / Indirect

Cubus Direct / Indirect / 102.LL.19159

Lenght / Uzunluk (A)	CRI	Order Code / Sipariş Kodu	Kelvin	20W 250mA lm ↓	10W 250mA lm ↑	27W 350mA lm ↓	12W 350mA lm ↑
855mm	CRI>80	102.LL.19159 . (...) . (...) . (...) . (...)	2700K	1802	831	2420	1081
			3000K	1860	858	2497	1116
			3500K	1839	871	2536	1133
			4000K	1961	905	2633	1177
			5000K	1990	918	2671	1194
	CRI>90	102.LL.19159 . (...) . (...) . (...) . (...)	2700K	1514	698	2032	908
			3000K	1557	718	2091	934
			3500K	1586	732	2129	952
			4000K	1643	758	2207	986
Lenght / Uzunluk (A)	CRI	Order Code / Sipariş Kodu	Kelvin	24W 250mA lm ↓	12W 250mA lm ↑	34W 350mA lm ↓	15W 350mA lm ↑
1135mm	CRI>80	102.LL.19159 . (...) . (...) . (...) . (...)	2700K	2191	1009	3079	1365
			3000K	2261	1041	3177	1408
			3500K	2296	1057	3227	1430
			4000K	2384	1098	3350	1485
			5000K	2419	1114	3399	1506
	CRI>90	102.LL.19159 . (...) . (...) . (...) . (...)	2700K	1840	847	2586	1146
			3000K	1893	872	2661	1179
			3500K	1928	888	2709	1201
			4000K	1998	920	2808	1244
Lenght / Uzunluk (A)	CRI	Order Code / Sipariş Kodu	Kelvin	30W 250mA lm ↓	14W 250mA lm ↑	43W 350mA lm ↓	20W 350mA lm ↑
1415mm	CRI>80	102.LL.19159 . (...) . (...) . (...) . (...)	2700K	2798	1202	3968	1856
			3000K	2888	1240	4095	1916
			3500K	2935	1259	4159	1945
			4000K	3045	1308	4318	2020
			5000K	3090	1327	4380	2049
	CRI>90	102.LL.19159 . (...) . (...) . (...) . (...)	2700K	2351	1009	3332	1559
			3000K	2418	1038	3429	1604
			3500K	2463	1058	3491	1633
			4000K	2552	1096	3619	1693
Lenght / Uzunluk (A)	CRI	Order Code / Sipariş Kodu	Kelvin	36W 250mA lm ↓	17W 250mA lm ↑	51W 350mA lm ↓	24W 350mA lm ↑
1695mm	CRI>80	102.LL.19159 . (...) . (...) . (...) . (...)	2700K	3430	1490	4843	2272
			3000K	3540	1538	4997	2344
			3500K	3595	1562	5075	2381
			4000K	3732	1622	5269	2472
			5000K	3787	1646	5345	2508
	CRI>90	102.LL.19159 . (...) . (...) . (...) . (...)	2700K	2881	1252	4066	1908
			3000K	2963	1288	4184	1963
			3500K	3018	1312	4260	1999
			4000K	3128	1359	4416	2072
Lenght / Uzunluk (A)	CRI	Order Code / Sipariş Kodu	Kelvin	42W 250mA lm ↓	20W 250mA lm ↑	59W 350mA lm ↓	28W 350mA lm ↑
1975mm	CRI>80	102.LL.19159 . (...) . (...) . (...) . (...)	2700K	4085	1791	5731	2677
			3000K	4216	1848	5914	2763
			3500K	4281	1877	6006	2806
			4000K	4445	1949	6236	2913
			5000K	4510	1977	6326	2956
	CRI>90	102.LL.19159 . (...) . (...) . (...) . (...)	2700K	3431	1504	4812	2249
			3000K	3530	1547	4952	2313
			3500K	3595	1576	5042	2356
			4000K	3726	1633	5227	2441

2	Lenght / Uzunluk (A)	3	Watt - Driving Current / Watt - Sürüş Akımı	4		5	Product Color / Ürün Renk	
				CRI / Kelvin				
Complete Code / Komple Kod	855mm	30W 39W	20W (Direct) 10W (Indirect)- 250mA 27W (Direct) 12W (Indirect)- 350mA	827	CRI>80 - 2700K	927	CRI>90 - 2700K	 01 white
	1135mm	36W 49W	24W (Direct) 12W (Indirect)- 250mA 34W (Direct) 15W (Indirect)- 350mA	830	CRI>80 - 3000K	930	CRI>90 - 3000K	 02 ral 9010
	1415mm	44W 63W	30W (Direct) 14W (Indirect)- 250mA 43W (Direct) 20W (Indirect)- 350mA	835	CRI>80 - 3500K	935	CRI>90 - 3500K	 03 black
	1695mm	53W 75W	36W (Direct) 17W (Indirect)- 250mA 51W (Direct) 24W (Indirect)- 350mA	840	CRI>80 - 4000K	940	CRI>90 - 4000K	 04 gray
	1975mm	62W 87W	42W (Direct) 20W (Indirect)- 250mA 59W (Direct) 28W (Indirect)- 350mA	850	CRI>80 - 5000K			 05 dark gray
							 06 special color	

Cubus Suspendant



* Code example / Kod örneği:

102.LL.19149.1135.034.830.01

- 1- Product code / Armatür kodu
- 2- Length / Uzunluk
- 3- Power / Güç
- 4- CRI / Kelvin
- 5- Colour / Ürün renk
- 6- Control type / Kontrol tipi

Suspension Wire

Sarkıtma Teli



Suspension Profile

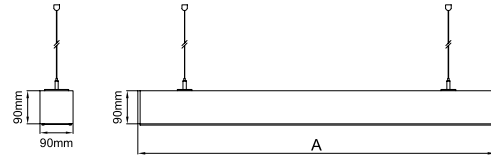
Sarkıtma Teli Bağlantı Profili



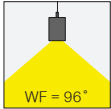
5 / Product Color / Ürün Renk



Technical Drawing / Teknik Çizim



Beam Angle / Işık Açısı









Product Data / Armatür Data	
Item No / Ürün Kod	102.LL.19149.1135.034.830.01
Family Name / Aile Adı	Cubus
Material / Malzeme	Aluminium Profile / Alüminyum Profil
Form / Biçim	Linear / Lineer
Profile Width / Profil Geniřlięi	90mm
Profile Height / Profil Yükseklięi	90mm
Installation Type / Kurulum Türü	Suspendant, Surface Mounted and Track Mounted / Sarkıtma, Sıvaüstü ve Raya Monteli
Efficiency / Verimlilik	>106lm/W
CRI	80
Light Distribution / Işık Dağılımı	Symmetric Wide Flood / Simetrik Geniş Açı
Protection Rating / Koruma Sınıfı	20
Lifetime / Armatür Ömrü	L70 / B50 50000 h
Optic / Optik	Double Parabolic Aluminium Reflector / Çift Parabolik Alüminyum Reflektör

Cubus Suspendant


Cubus Suspendant / I02.LL.19149

Lenght / Uzunluk (A)	CRI	Order Code / Sipariş Kodu	Kelvin	20W 250mA lm	27W 350mA lm
855mm	CRI>80	I02.LL.19149 . (...) . (...) . (...) . (...)	2700K	1944	2611
			3000K	2007	2693
			3500K	2038	2737
			4000K	2116	2842
			5000K	2147	2883
	CRI>90	I02.LL.19149 . (...) . (...) . (...) . (...)	2700K	1633	2193
			3000K	1680	2256
			3500K	1711	2298
			4000K	1773	2382
Lenght / Uzunluk (A)	CRI	Order Code / Sipariş Kodu	Kelvin	24W 250mA lm	34W 350mA lm
1135mm	CRI>80	I02.LL.19149 . (...) . (...) . (...) . (...)	2700K	2365	3323
			3000K	2440	3430
			3500K	2478	3483
			4000K	2573	3616
			5000K	2610	3669
	CRI>90	I02.LL.19149 . (...) . (...) . (...) . (...)	2700K	1986	2791
			3000K	2042	2871
			3500K	2081	2924
			4000K	2156	3031
Lenght / Uzunluk (A)	CRI	Order Code / Sipariş Kodu	Kelvin	30W 250mA lm	43W 350mA lm
1415mm	CRI>80	I02.LL.19149 . (...) . (...) . (...) . (...)	2700K	3019	4283
			3000K	3116	4420
			3500K	3165	4489
			4000K	3286	4660
			5000K	3334	4728
	CRI>90	I02.LL.19149 . (...) . (...) . (...) . (...)	2700K	2536	3597
			3000K	2609	3700
			3500K	2657	3768
			4000K	2754	3906
Lenght / Uzunluk (A)	CRI	Order Code / Sipariş Kodu	Kelvin	36W 250mA lm	51W 350mA lm
1695mm	CRI>80	I02.LL.19149 . (...) . (...) . (...) . (...)	2700K	3701	5226
			3000K	3819	5394
			3500K	3879	5478
			4000K	4027	5687
			5000K	4086	5770
	CRI>90	I02.LL.19149 . (...) . (...) . (...) . (...)	2700K	3109	4389
			3000K	3197	4515
			3500K	3257	4598
			4000K	3375	4767
Lenght / Uzunluk (A)	CRI	Order Code / Sipariş Kodu	Kelvin	42W 250mA lm	59W 350mA lm
1975mm	CRI>80	I02.LL.19149 . (...) . (...) . (...) . (...)	2700K	4410	6186
			3000K	4550	6385
			3500K	4620	6483
			4000K	4797	6731
			5000K	4867	6830
	CRI>90	I02.LL.19149 . (...) . (...) . (...) . (...)	2700K	3703	5195
			3000K	3810	5344
			3500K	3880	5443
			4000K	4021	5642

(...) / Complete Code / Komple Kod	2	Lenght / Uzunluk (A)	3	Watt - Driving Current / Watt - Sürüş Akımı	4	CRI / Kelvin	5	Product Color / Ürün Renk
	855mm	20W	20W (Direct) - 250mA	827	CRI>80 - 2700K	927	CRI>90 - 2700K	 01 white
			27W (Direct) - 350mA					 02 ral 9010
		1135mm	24W (Direct) - 250mA	830	CRI>80 - 3000K	930	CRI>90 - 3000K	 03 black
			34W (Direct) - 350mA					 04 gray
			30W (Direct) - 250mA					 05 dark gray
	43W (Direct) - 350mA	840	CRI>80 - 4000K	940	CRI>90 - 4000K	 06 special color		
1415mm	36W (Direct) - 250mA	850	CRI>80 - 5000K					
51W (Direct) - 350mA								
1695mm	42W (Direct) - 250mA							
1975mm	59W (Direct) - 350mA							

Cubus Surface Mounted

Cubus Surface Mounted / I02.LL.19154



* Code example / Kod örneği:

I02.LL.19154 . 1135 . 034 . 830 . 01

- 1- Product code / Armatür kodu
- 2- Length / Uzunluk
- 3- Power / Güç
- 4- CRI / Kelvin
- 5- Colour / Ürün renk
- 6- Control type / Kontrol tipi

Surface Mounting Profile

Sıvaüstü Montaj Profili



Lenght / Uzunluk (A)	CRI	Order Code / Sipariş Kodu	Kelvin	20W 250mA lm	27W 350mA lm
855mm	CRI>80	I02.LL.19154 . (...) . (...) . (...) . (...)	2700K	1944	2611
			3000K	2007	2693
			3500K	2038	2737
			4000K	2116	2842
			5000K	2147	2883
855mm	CRI>90	I02.LL.19154 . (...) . (...) . (...) . (...)	2700K	1633	2193
			3000K	1680	2256
			3500K	1711	2298
			4000K	1773	2382
			4000K	1773	2382
Lenght / Uzunluk (A)	CRI	Order Code / Sipariş Kodu	Kelvin	24W 250mA lm	34W 350mA lm
1135mm	CRI>80	I02.LL.19154 . (...) . (...) . (...) . (...)	2700K	2365	3323
			3000K	2440	3430
			3500K	2478	3483
			4000K	2573	3616
			5000K	2610	3669
1135mm	CRI>90	I02.LL.19154 . (...) . (...) . (...) . (...)	2700K	1986	2791
			3000K	2042	2871
			3500K	2081	2924
			4000K	2156	3031
			4000K	2156	3031
Lenght / Uzunluk (A)	CRI	Order Code / Sipariş Kodu	Kelvin	30W 250mA lm	43W 350mA lm
1415mm	CRI>80	I02.LL.19154 . (...) . (...) . (...) . (...)	2700K	3019	4283
			3000K	3116	4420
			3500K	3165	4489
			4000K	3286	4660
			5000K	3334	4728
1415mm	CRI>90	I02.LL.19154 . (...) . (...) . (...) . (...)	2700K	2536	3597
			3000K	2609	3700
			3500K	2657	3768
			4000K	2754	3906
			4000K	2754	3906
Lenght / Uzunluk (A)	CRI	Order Code / Sipariş Kodu	Kelvin	36W 250mA lm	51W 350mA lm
1695mm	CRI>80	I02.LL.19154 . (...) . (...) . (...) . (...)	2700K	3701	5226
			3000K	3819	5394
			3500K	3879	5478
			4000K	4027	5687
			5000K	4086	5770
1695mm	CRI>90	I02.LL.19154 . (...) . (...) . (...) . (...)	2700K	3109	4389
			3000K	3197	4515
			3500K	3257	4598
			4000K	3375	4767
			4000K	3375	4767
Lenght / Uzunluk (A)	CRI	Order Code / Sipariş Kodu	Kelvin	42W 250mA lm	59W 350mA lm
1975mm	CRI>80	I02.LL.19154 . (...) . (...) . (...) . (...)	2700K	4410	6186
			3000K	4550	6385
			3500K	4620	6483
			4000K	4797	6731
			5000K	4867	6830
1975mm	CRI>90	I02.LL.19154 . (...) . (...) . (...) . (...)	2700K	3703	5195
			3000K	3810	5344
			3500K	3880	5443
			4000K	4021	5642
			4000K	4021	5642

2	Lenght / Uzunluk (A)	3	Watt - Driving Current / Watt - Sürüş Akımı		4		CRI / Kelvin	5		Product Color / Ürün Renk																											
			Watt	Driving Current	Watt	Driving Current		Product Color	Ürün Renk																												
855mm	20W 27W	20W (Direct) - 250mA 27W (Direct) - 350mA	827	CRI>80 - 2700K	927	CRI>90 - 2700K	01	white	01	white																											
											1135mm	24W 34W	24W (Direct) - 250mA 34W (Direct) - 350mA	830	CRI>80 - 3000K	930	CRI>90 - 3000K	02	ral 9010																		
																				1415mm	30W 43W	30W (Direct) - 250mA 43W (Direct) - 350mA	835	CRI>80 - 3500K	935	CRI>90 - 3500K	03	black									
																													1695mm	36W 51W	36W (Direct) - 250mA 51W (Direct) - 350mA	840	CRI>80 - 4000K	940	CRI>90 - 4000K	04	gray
						06	special color																														

Cubus Track Mounted

Cubus Track Mounted / I02.LL.19153



* Code example / Kod örneği:

I02.LL.19153.1135.034.830.01
 1 2 3 4 5

- 1- Product code / Armatür kodu
- 2- Length / Uzunluk
- 3- Power / Güç
- 4- CRI / Kelvin
- 5- Colour / Ürün renk
- 6- Control type / Kontrol tipi

Track Adaptor


Ray Soketi



Length / Uzunluk (A)	CRI	Order Code / Sipariş Kodu	Kelvin	20W 250mA lm	27W 350mA lm
855mm	CRI>80	I02.LL.19153.(...).(...).(...).(...)	2700K	1944	2611
			3000K	2007	2693
			3500K	2038	2737
			4000K	2116	2842
			5000K	2147	2883
1135mm	CRI>90	I02.LL.19153.(...).(...).(...).(...)	2700K	1633	2193
			3000K	1680	2256
			3500K	1711	2298
			4000K	1773	2382
Length / Uzunluk (A)	CRI	Order Code / Sipariş Kodu	Kelvin	24W 250mA lm	34W 350mA lm
1135mm	CRI>80	I02.LL.19153.(...).(...).(...).(...)	2700K	2365	3323
			3000K	2440	3430
			3500K	2478	3483
			4000K	2573	3616
			5000K	2610	3669
1415mm	CRI>90	I02.LL.19153.(...).(...).(...).(...)	2700K	1986	2791
			3000K	2042	2871
			3500K	2081	2924
			4000K	2156	3031
Length / Uzunluk (A)	CRI	Order Code / Sipariş Kodu	Kelvin	30W 250mA lm	43W 350mA lm
1415mm	CRI>80	I02.LL.19153.(...).(...).(...).(...)	2700K	3019	4283
			3000K	3116	4420
			3500K	3165	4489
			4000K	3286	4660
			5000K	3334	4728
1695mm	CRI>90	I02.LL.19153.(...).(...).(...).(...)	2700K	2536	3597
			3000K	2609	3700
			3500K	2657	3768
			4000K	2754	3906
Length / Uzunluk (A)	CRI	Order Code / Sipariş Kodu	Kelvin	36W 250mA lm	51W 350mA lm
1695mm	CRI>80	I02.LL.19153.(...).(...).(...).(...)	2700K	3701	5226
			3000K	3819	5394
			3500K	3879	5478
			4000K	4027	5687
			5000K	4086	5770
1975mm	CRI>90	I02.LL.19153.(...).(...).(...).(...)	2700K	3109	4389
			3000K	3197	4515
			3500K	3257	4598
			4000K	3375	4767
Length / Uzunluk (A)	CRI	Order Code / Sipariş Kodu	Kelvin	42W 250mA lm	59W 350mA lm
1975mm	CRI>80	I02.LL.19153.(...).(...).(...).(...)	2700K	4410	6186
			3000K	4550	6385
			3500K	4620	6483
			4000K	4797	6731
			5000K	4867	6830
1975mm	CRI>90	I02.LL.19153.(...).(...).(...).(...)	2700K	3703	5195
			3000K	3810	5344
			3500K	3880	5443
			4000K	4021	5642

2	Length / Uzunluk (A)	3	Watt - Driving Current / Watt - Sürüş Akımı		4		CRI / Kelvin		5		Product Color / Ürün Renk		
			20W	27W	24W	34W	827	927	830	930	835	935	840
	855mm	20W	20W (Direct) - 250mA	27W (Direct) - 350mA	827	CRI>80 - 2700K	927	CRI>90 - 2700K	01	white			
	1135mm	24W	24W (Direct) - 250mA	34W (Direct) - 350mA	830	CRI>80 - 3000K	930	CRI>90 - 3000K	02	ral 9010			
	1415mm	30W	30W (Direct) - 250mA	43W (Direct) - 350mA	835	CRI>80 - 3500K	935	CRI>90 - 3500K	03	black			
	1695mm	36W	36W (Direct) - 250mA	51W (Direct) - 350mA	840	CRI>80 - 4000K	940	CRI>90 - 4000K	04	gray			
	1975mm	42W	42W (Direct) - 250mA	59W (Direct) - 350mA	850	CRI>80 - 5000K			05	dark gray			
		59W							06	special color			

Cubus Suspendant



* Code example / Kod örneği:

102.LL.19155.1515.037.830.01

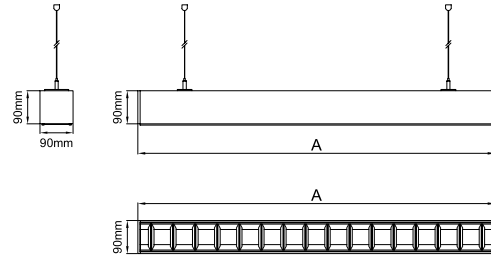
- 1- Product code / Armatür kodu
- 2- Length / Uzunluk
- 3- Power / Güç
- 4- CRI / Kelvin
- 5- Colour / Ürün renk
- 6- Control type / Kontrol tipi



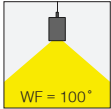
5 / Product Color / Ürün Renk



Technical Drawing / Teknik Çizim



Beam Angle / Işık Açısı



Product Data / Armatür Data	
Item No / Ürün Kod	102.LL.19155.1515.037.830.01
Family Name / Aile Adı	Cubus
Material / Malzeme	Aluminium Profile / Alüminyum Profil
Form / Biçim	Linear / Lineer
Profile Width / Profil Geniřliđi	90mm
Profile Height / Profil Yüksekliđi	90mm
Installation Type / Kurulum Türü	Suspendant, Surface Mounted and Track Mounted / Sarkıt, Sıvaüstü ve Raya Monteli
Efficiency / Verimlilik	>91lm/W
CRI	80
Light Distribution / Işık Dağılımı	Symmetric Wide Flood / Simetrik Geniş Açılı
Protection Rating / Koruma Sınıfı	20
Lifetime / Armatür Ömrü	L70 / B50 50000 h
Optic / Optik	Double Parabolic Miro Reflector / Çift Parabolik Miro Reflektör

Cubus Suspendant

Cubus Suspendant / I02.LL.19155



* Code example / Kod örneği:

I02.LL.19155 . 1515 . 037 . 830 . 01
 1 2 3 4 5

Suspension Wire **Suspension Profile**
 Sarkıtma Teli Sarkıtma Teli Bađlantı Profili



Lenght / Uzunluk (A)	CRI	Order Code / Sipariř Kodu	Kelvin	27.4W 250mA lm	37.5W 350mA lm
1515mm	CRI>80	I02.LL.19155 . (...) . (...) . (...) . (...)	2700K	2373	3131
			3000K	2449	3231
			3500K	2487	3281
			4000K	2582	3407
			5000K	2620	3457
CRI>90	I02.LL.19155 . (...) . (...) . (...) . (...)	2700K	1993	2630	
		3000K	2050	2705	
		3500K	2088	2755	
		4000K	2164	2856	

Cubus Surface Mounted / I02.LL.19156



* Code example / Kod örneği:

I02.LL.19156 . 1515 . 037 . 830 . 01
 1 2 3 4 5

Surface Mounting Profile
 Sıvaüstü Montaj Profili



Lenght / Uzunluk (A)	CRI	Order Code / Sipariř Kodu	Kelvin	27.4W 250mA lm	37.5W 350mA lm
1515mm	CRI>80	I02.LL.19156 . (...) . (...) . (...) . (...)	2700K	2373	3131
			3000K	2449	3231
			3500K	2487	3281
			4000K	2582	3407
			5000K	2620	3457
CRI>90	I02.LL.19156 . (...) . (...) . (...) . (...)	2700K	1993	2630	
		3000K	2050	2705	
		3500K	2088	2755	
		4000K	2164	2856	

Cubus Track Mounted / I02.LL.19157



* Code example / Kod örneği:

I02.LL.19157 . 1515 . 037 . 830 . 01
 1 2 3 4 5

Track Adaptor
 Ray Soketi



Lenght / Uzunluk (A)	CRI	Order Code / Sipariř Kodu	Kelvin	27.4W 250mA lm	37.5W 350mA lm
1515mm	CRI>80	I02.LL.19157 . (...) . (...) . (...) . (...)	2700K	2373	3131
			3000K	2449	3231
			3500K	2487	3281
			4000K	2582	3407
			5000K	2620	3457
CRI>90	I02.LL.19157 . (...) . (...) . (...) . (...)	2700K	1993	2630	
		3000K	2050	2705	
		3500K	2088	2755	
		4000K	2164	2856	

2	Lenght / Uzunluk (A)	3	Watt - Driving Current / Watt - Sürüş Akımı	4		5	Product Color / Ürün Renk	
				CRI / Kelvin				
1515mm	27.4W 37.5W	27.4W (Direct) - 250mA 37.5W (Direct) - 350mA	827	CRI>80 - 2700K	927	CRI>90 - 2700K	01	white
			830	CRI>80 - 3000K	930	CRI>90 - 3000K	02	ral 9010
			835	CRI>80 - 3500K	935	CRI>90 - 3500K	03	black
			840	CRI>80 - 4000K	940	CRI>90 - 4000K	04	gray
			850	CRI>80 - 5000K			05	dark gray
						06	special color	

LDT Files / LDT Datalari

Linea Led Series / Linea Led Serisi



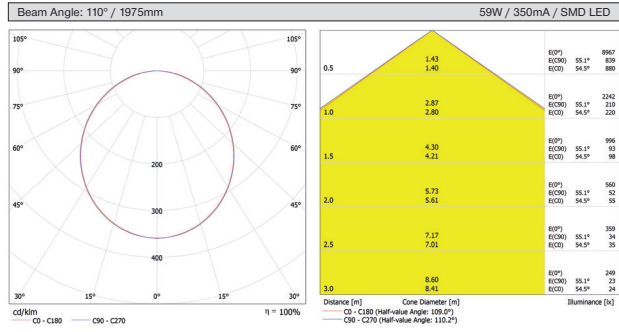
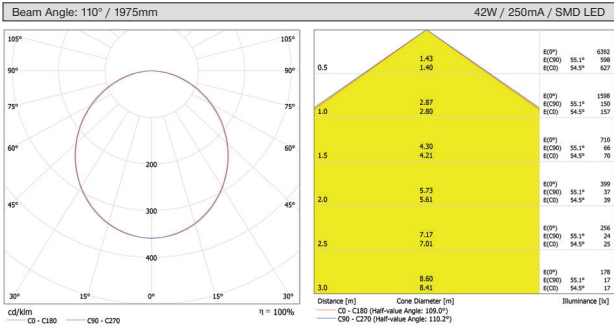
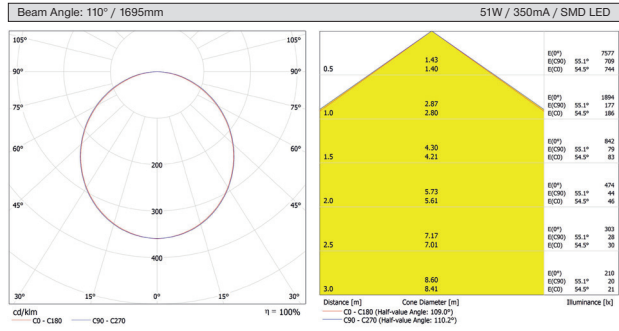
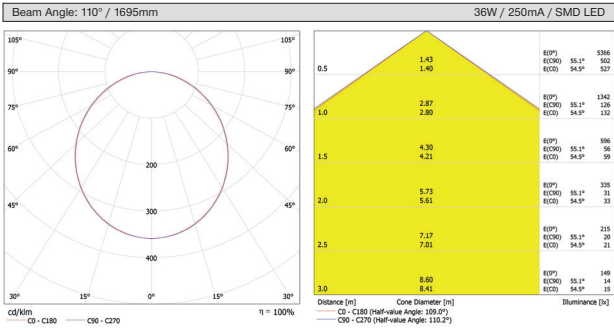
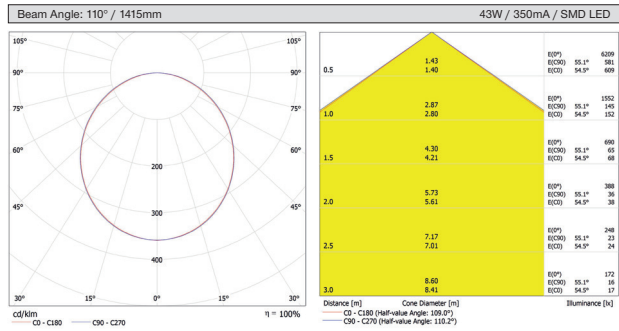
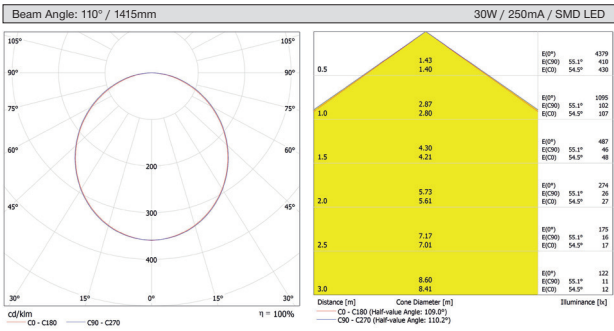
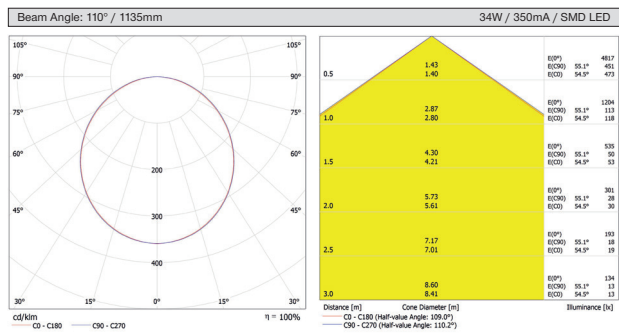
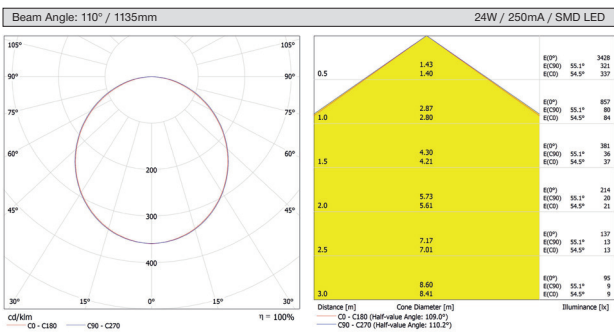
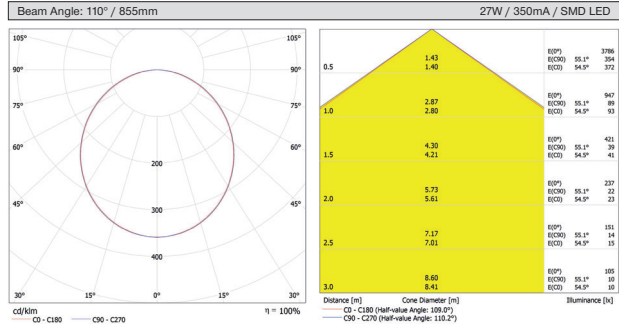
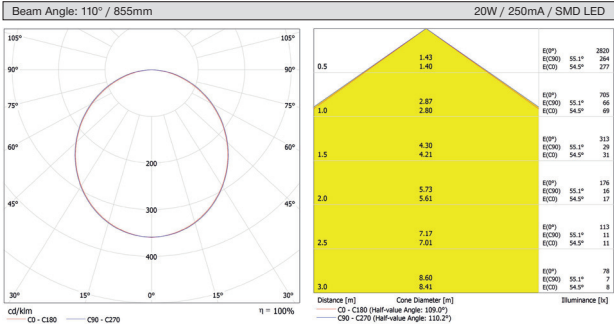
102.LL.19150



102.LL.19152



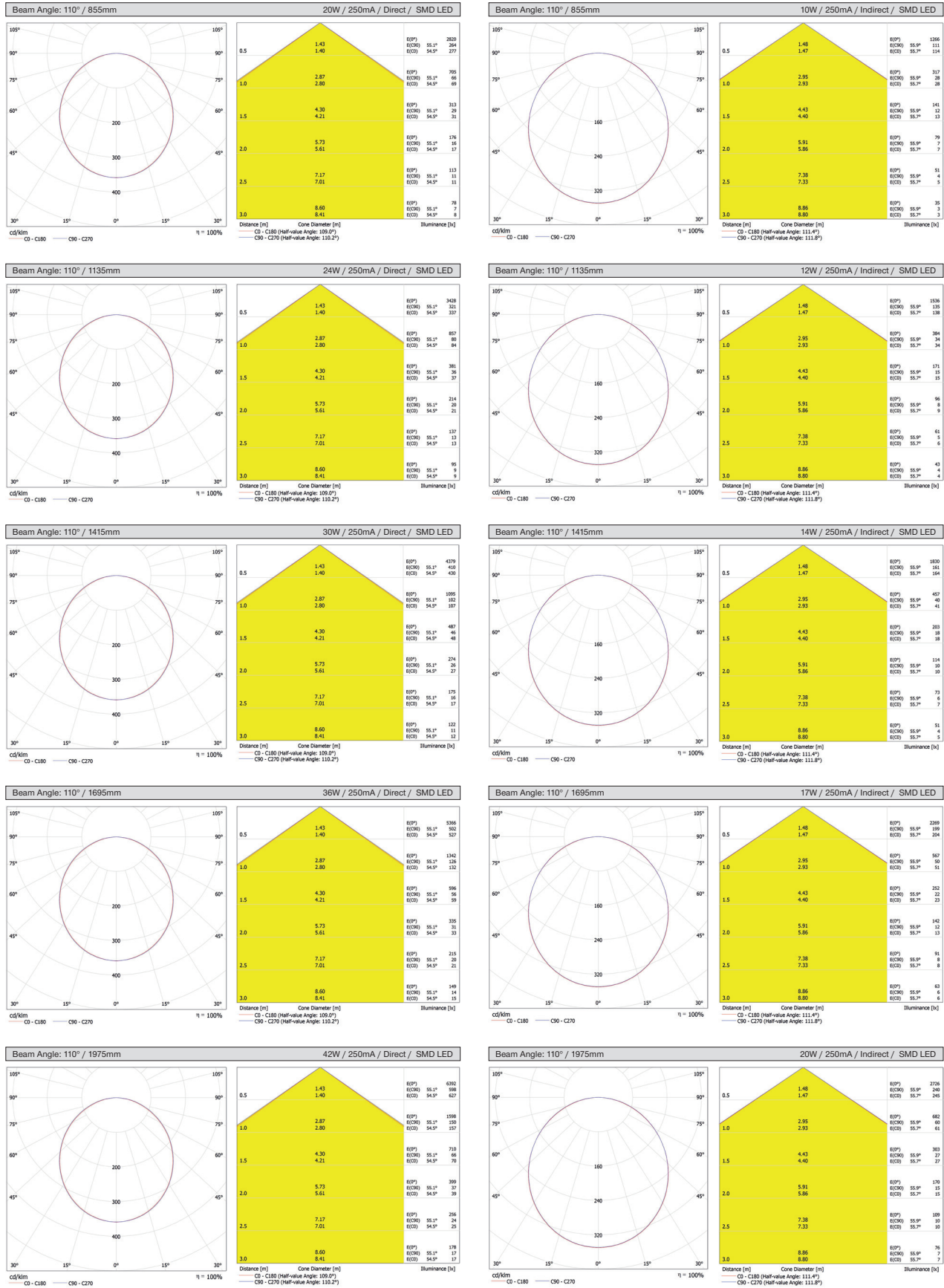
102.LL.19151



LDT Files / LDT Dataları



I02.LL.19159

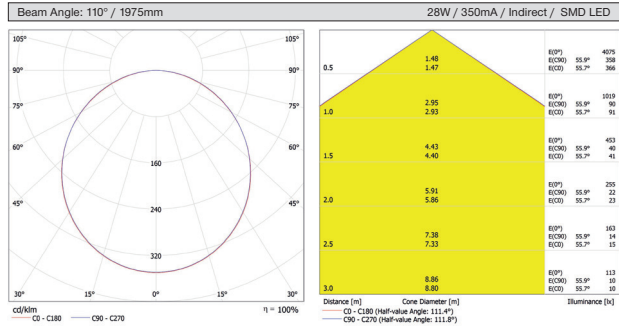
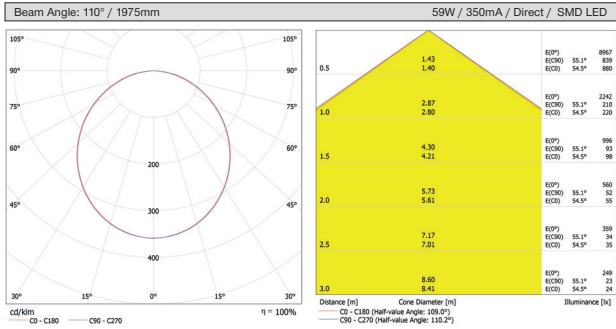
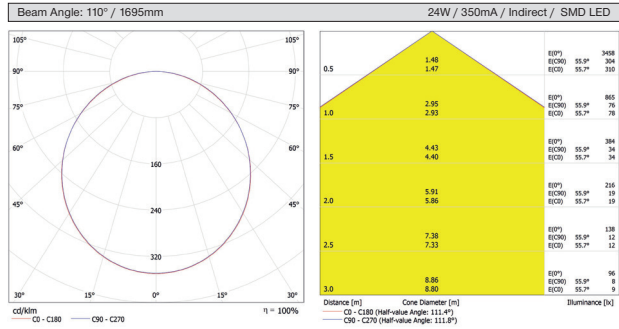
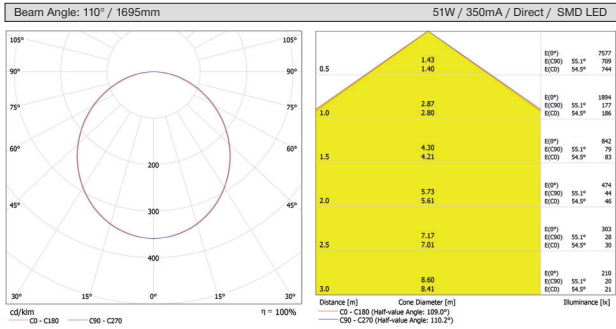
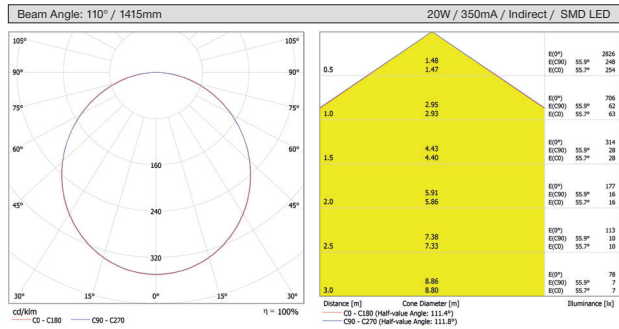
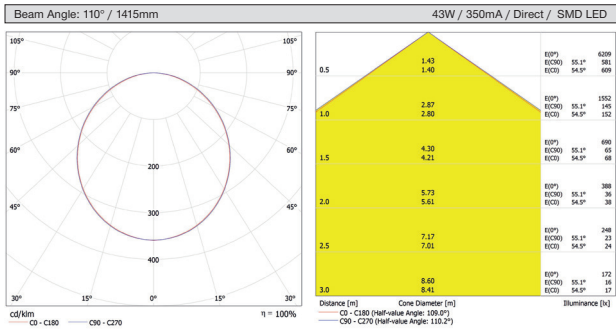
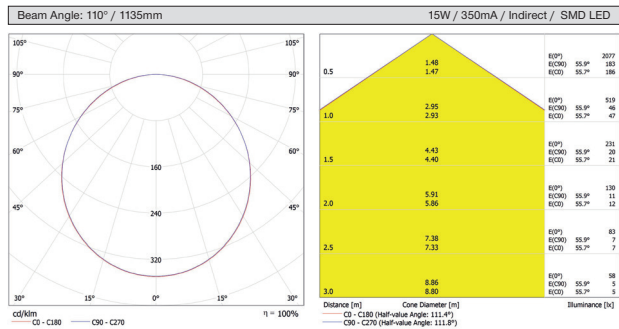
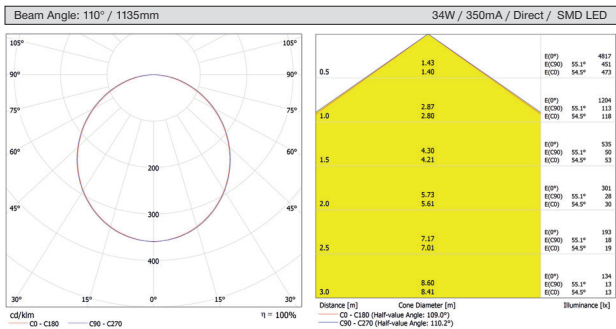
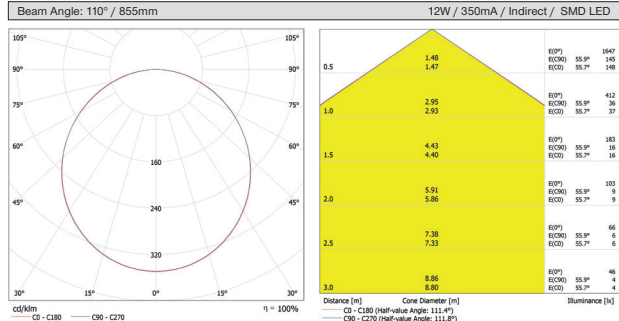
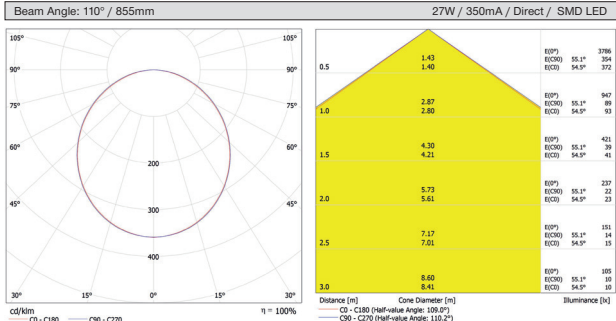


LDT Files / LDT Dataları



102.LL.19159

Linea Led Series / Linea Led Serisi



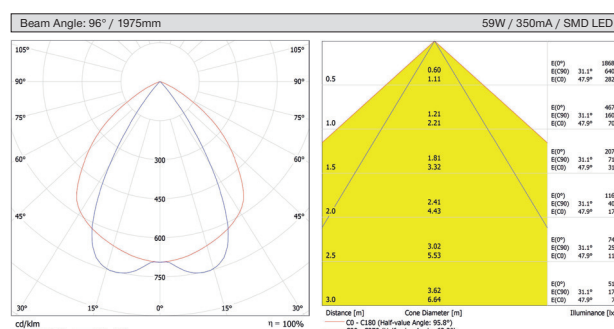
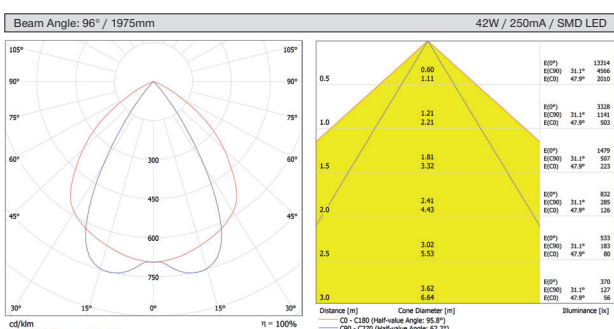
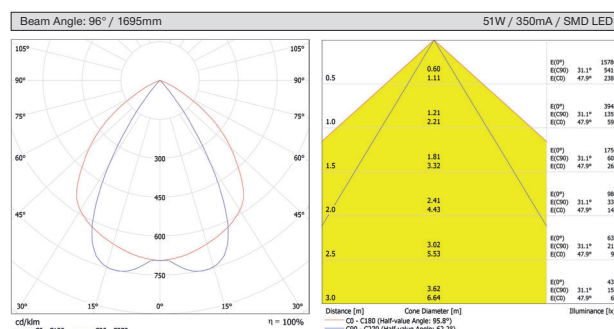
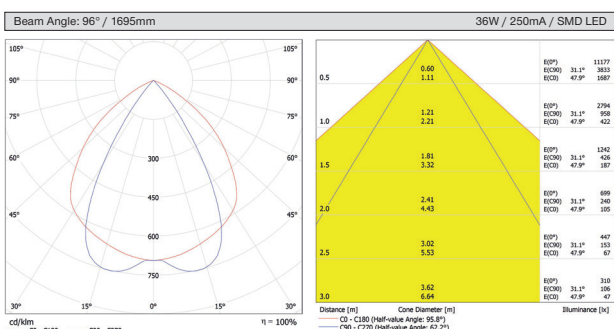
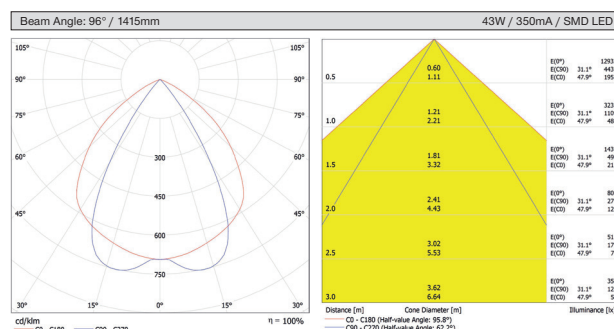
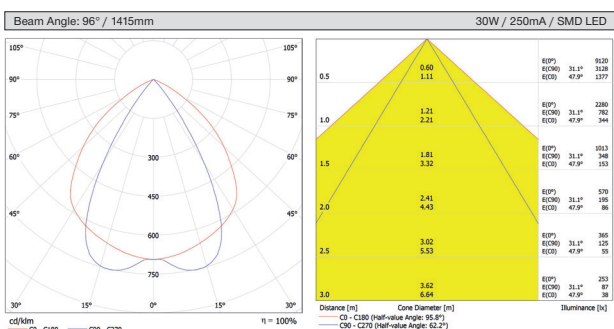
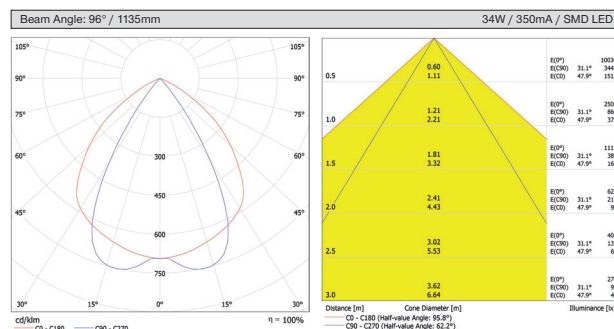
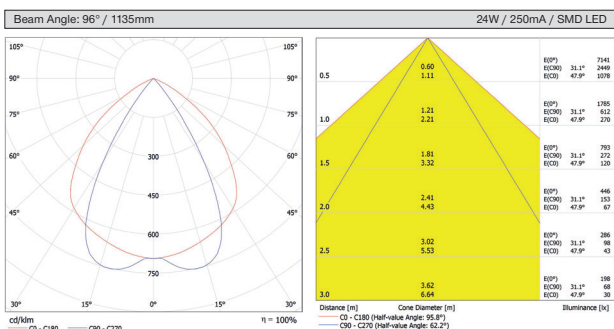
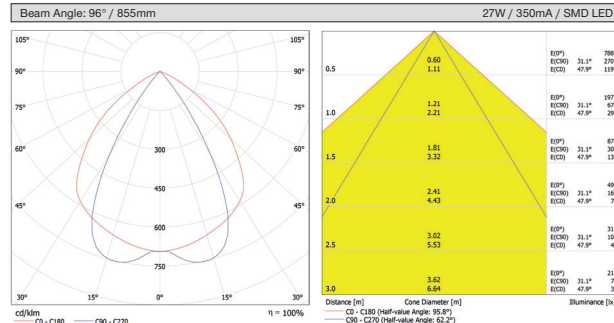
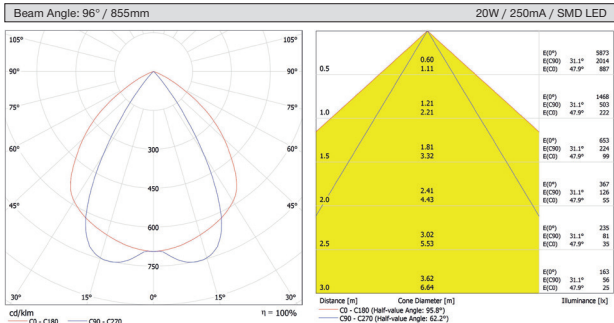
LDT Files / LDT Dataları



I02.LL.19149

I02.LL.19154

I02.LL.19153



LDT Files / LDT Dataları

Linea Led Series / Linea Led Serisi



102.LL.19155



102.LL.19156



102.LL.19157

