

# LUMEA SLIM Downlight

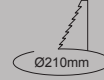
## Lumea Slim Mega Downlight

Outer Dimension / Dış Ölçü

∅ 225mm



Cutout / Delik Ölçüsü



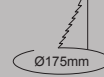
## Lumea Slim Maxi Downlight

Outer Dimension / Dış Ölçü

∅ 190mm



Cutout / Delik Ölçüsü



## Lumea Slim Midi Downlight

Outer Dimension / Dış Ölçü

∅ 160mm



Cutout / Delik Ölçüsü



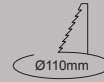
## Lumea Slim Mini Downlight

Outer Dimension / Dış Ölçü

∅ 125mm



Cutout / Delik Ölçüsü



## Lumea Slim Micro Downlight


Outer Dimension / Dış Ölçü

∅ 90mm



Cutout / Delik Ölçüsü





Low inner depth of the luminaire creates advantage to apply this range to ceilings with low depth.

Armatür arka yüksekliği düşük olması sayesinde düşük tavan içi yüksekliğine sahip alanlarda bile kolayca uygulanabilir.

Avolux LIMEA SLIM Downlight provides homogen diffuse light output and super slim structure at the same time. Unlike other classic slim downlights, LIMEA SLIM is a backlight downlight with high efficient light output.

Various dimming versions also available. In this way, light flow can be automatically regulated for further reducing energy consumption. Five different size options available with different power and lumen outputs.

Avolux LIMEA SLIM Downlight homogen ışık çıkışı verir. Diğer klasik slim downlight armatürlerin aksine, LIMEA SLIM serisinde LED'ler yandan değil opal diffüzörün arkasından aydınlatma sağlayarak mükemmel ışık verimi sağlar.

Dim seçeneği ile enerji tasarrufunu daha üst düzeye çıkarmak mümkündür. Farklı lümen ve güç seçeneklerine sahip beş farklı ölçü seçeneği mevcuttur.

# Lumea Slim Downlight



Lumea Slim Mega Downlight



Lumea Slim Maxi Downlight



Lumea Slim Midi Downlight



Lumea Slim Mini Downlight



Lumea Slim Micro Downlight

## DIM Options / DIM seçenekleri



Lumea Slim Mega Downlight

Lumea Slim Maxi Downlight

Lumea Slim Midi Downlight

Lumea Slim Mini Downlight

Lumea Slim Micro Downlight

		Lumea Slim Mega Downlight	Lumea Slim Maxi Downlight	Lumea Slim Midi Downlight	Lumea Slim Mini Downlight	Lumea Slim Micro Downlight
ON-OFF		•	•	•	•	•
PHASE CUT DIM / FAZ DİM	Ext.Code / Kod: .PH					
1-10V DIM	Ext.Code / Kod: .VO	•	•	•	•	•
DALI DIM	Ext.Code / Kod: .DA	•	•	•	•	•
WIRELESS DIM / KABLOSUZ DİM	Ext.Code / Kod: .WD	•	•	•	•	•
WARM DIM / SICAK DİM	Ext.Code / Kod: .WM					
TUNABLE WHITE / DİNAMİK BEYAZ	Ext.Code / Kod: .TW					

## Features / Teknik Özellikler

### EN


- Die-cast aluminium body.
- Mains voltage: 220-240V / 50-60Hz.
- Clever thermal design with passive heat dissipation.
- Ultra slim structure.
- Classic dimming systems of DALI and 1-10V Dim options.
- High tech control systems of Wireless Dim option.
- Basic colours: White, Black, Gray, Dark Gray, RAL9010 and special color options.
- Wide Flood beam light distribution.
- Standart CRI>80 and high CRI>90 LED options available.
- Up to 102lm/W efficiency.
- High colour consistency: <3 SDCM
- IP44 Protection rating.
- Emergency kit system can be integrated.

### TR

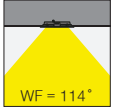
- Alüminyum enjeksiyon gövde.
- 220-240V / 50-60Hz enerji girişli.
- Pasif soğutma teknolojisine sahip akıllı soğutma tasarımı.
- Extra ince yapılı.
- Klasik DALI ve 1-10V DIM seçeneği uygulanabilir.
- Yüksek teknoloji kontrol sistemleri olan Kablosuz DIM seçeneği uygulanabilir.
- Standart renk seçenekleri: Beyaz, Siyah, Gri, Koyu Gri, RAL9010 yanında isteğe bağlı özel renk seçenekleri uygulanabilir.
- Çok Geniş ışık açılı.
- Standart CRI>80 ve yüksek CRI>90 LED seçenekleri mevcuttur.
- 102lm/W'a varan verim.
- Yüksek renk uyumu: <3 SDCM.
- IP44 koruma sınıfı.
- Acil aydınlatma kit sistemi uygulanabilir.



# Lumea Slim Downlight




## 4 / Angle / Açı



## 5 / Product Color / Ürün Renk



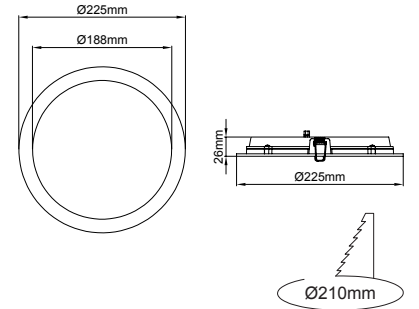
## Lumea Slim Mega Downlight / I02.PLR.16076



\* Code example / Kod örneği:

I02.PLR.16076 . 28 . 827 . WF . 01  
1 2 3 4 5

Power / Güç	CRI	Order Code / Sipariş Kodu	Kelvin	Lümen T <sub>C</sub> =50° Lümen
28W	CRI>80	I02.PLR.16076 . (.) . (...) . (.) . (.)	2700K	2706
			3000K	2761
			3500K	2817
			4000K	2875
			5000K	2961
	CRI>90	I02.PLR.16076 . (.) . (...) . (.) . (.)	2700K	2517
			3000K	2568
			3500K	2620
			4000K	2674
			5000K	X



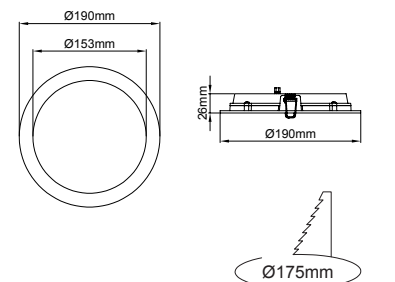
## Lumea Slim Maxi Downlight / I02.PLR.16077



\* Code example / Kod örneği:


I02.PLR.16077 . 24 . 827 . WF . 01  
1 2 3 4 5

Power / Güç	CRI	Order Code / Sipariş Kodu	Kelvin	Lümen T <sub>C</sub> =50° Lümen
24W	CRI>80	I02.PLR.16077 . (.) . (...) . (.) . (.)	2700K	2282
			3000K	2352
			3500K	2400
			4000K	2450
			5000K	2523
	CRI>90	I02.PLR.16077 . (.) . (...) . (.) . (.)	2700K	2122
			3000K	2185
			3500K	2230
			4000K	2275
			5000K	X



# Lumea Slim Downlight

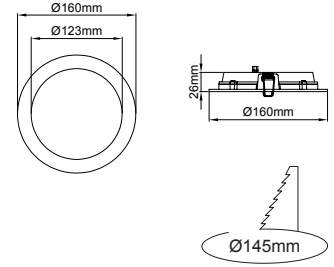
## Lumea Slim Midi Downlight / I02.PLR.16078




\* Code example / Kod örneği:

I02.PLR.16078 . 16 . 827 . WF . 01  
1 2 3 4 5

Power / Güç	CRI	Order Code / Sipariş Kodu	Kelvin	Lümen T <sub>c</sub> =50° Lümen
16W	CRI>80	I02.PLR.16078 . (..) . (...) . (..) . (..)	2700K	1520
			3000K	1568
			3500K	1600
			4000K	1632
			5000K	1680
CRI>90	I02.PLR.16078 . (..) . (...) . (..) . (..)	2700K	1414	
		3000K	1456	
		3500K	1485	
		4000K	1515	
		5000K	X	



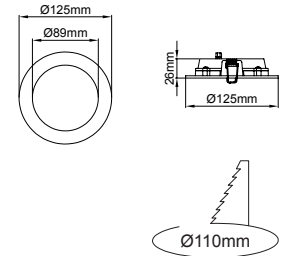
## Lumea Slim Mini Downlight / I02.PLR.16079




\* Code example / Kod örneği:

I02.PLR.16079 . 11 . 827 . WF . 01  
1 2 3 4 5

Power / Güç	CRI	Order Code / Sipariş Kodu	Kelvin	Lümen T <sub>c</sub> =50° Lümen
11W	CRI>80	I02.PLR.16079 . (..) . (...) . (..) . (..)	2700K	1045
			3000K	1078
			3500K	1100
			4000K	1122
			5000K	1155
CRI>90	I02.PLR.16079 . (..) . (...) . (..) . (..)	2700K	972	
		3000K	1000	
		3500K	1020	
		4000K	1041	
		5000K	X	



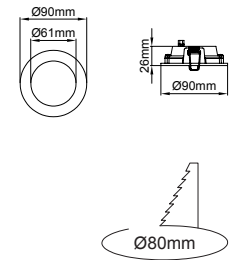
## Lumea Slim Micro Downlight / I02.PLR.16080



\* Code example / Kod örneği:

I02.PLR.16080 . 6 . 827 . WF . 01  
1 2 3 4 5

Power / Güç	CRI	Order Code / Sipariş Kodu	Kelvin	Lümen T <sub>c</sub> =50° Lümen
6W	CRI>80	I02.PLR.16080 . (..) . (...) . (..) . (..)	2700K	570
			3000K	588
			3500K	600
			4000K	612
			5000K	630
CRI>90	I02.PLR.16080 . (..) . (...) . (..) . (..)	2700K	530	
		3000K	545	
		3500K	557	
		4000K	568	
		5000K	X	



- 1- Product code / Armatür kodu
- 2- Power / Güç
- 3- CRI / Kelvin
- 4- Reflector angle / Reflektör açısı
- 5- Colour / Ürün renk

2	Watt - Driving Current / Watt - Sürüş Akımı		3		CRI / Kelvin		4	Reflector Angle / Reflektör Açısı		5	Product Color / Ürün Renk										
	28	24	16	11	6	827		830	835		840	850	927	930	935	940	WF	114° - Wide Flood	01	02	03
28	28W - 700mA					827	CRI>80 - 2700K	927	CRI>90 - 2700K			01	white								
24	21W - 500mA					830	CRI>80 - 3000K	930	CRI>90 - 3000K			02	ral 9010								
16	16W - 350mA					835	CRI>80 - 3500K	935	CRI>90 - 3500K			03	black								
11	11W - 250mA					840	CRI>80 - 4000K	940	CRI>90 - 4000K			04	gray								
6	6W - 180mA					850	CRI>80 - 5000K					05	dark gray								
												06	special color								